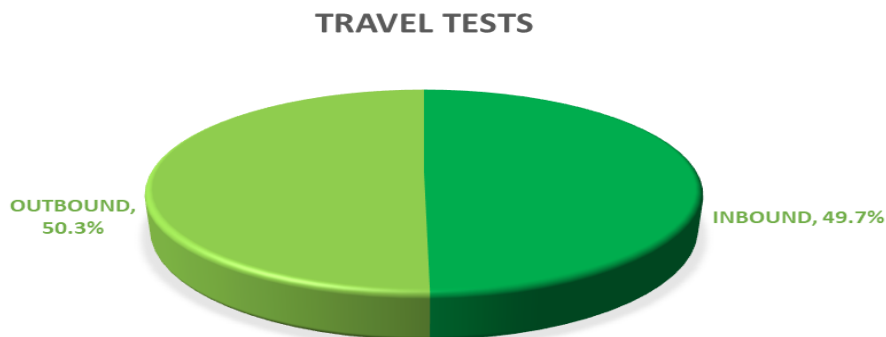


TRAVEL DATA SITUATION REPORT AS AT EPI-WEEK 42

This report entails a breakdown of international COVID-19 travel data in the country as at Epi-Week 42 (24th October 2021).

Overview

A total of 615,741 travel tests have been conducted as at 24-Oct-2021; 49.7% of these tests are inbound tests (repeat PCR Day 7 tests) while 50.3% of the tests are by outbound travelers.



Travel Test Breakdown by State (Lab Location):

Majority of travel tests (53.47%) were carried out in Lagos laboratories followed by FCT with 29.65%.

STATE	Inbound	% Total Inbound Tes	Outbound	% Total Outbound Test	Total Travel Tes	% Total Travel Tes
LAGOS	180760	59.05%	148505	47.96%	329265	53.47%
FCT	78092	25.51%	104471	33.74%	182563	29.65%
IMO	19554	6.39%	20587	6.65%	40141	6.52%
Kano	15441	5.04%	3978	1.28%	19419	3.15%
RIVERS	5125	1.67%	9447	3.05%	14572	2.37%
EDO	2669	0.87%	8720	2.82%	11389	1.85%
ENUGU	369	0.12%	7109	2.30%	7478	1.21%
DELTA	2144	0.70%	2623	0.85%	4767	0.77%
KADUNA	1522	0.50%	3006	0.97%	4528	0.74%
AKWA IBOM	176	0.06%	586	0.19%	762	0.12%
BAYELSA	238	0.08%	454	0.15%	692	0.11%
SOKOTO		0.00%	98	0.03%	98	0.02%
KATSINA	13	0.00%	48	0.02%	61	0.01%
OGUN		0.00%	6	0.00%	6	0.00%
GRAND TOTAL	306103	100.00%	309638	100.00%	615741	100.00%

**Breakdown represents state in which lab where the tests were conducted are located, not state where sample was collected. Some labs (asides Lagos labs) have approved collection centres in other states

*Tests by Lab in Anambra not included due to data reconciliation issues

Breakdown of Travel tests by Laboratory

SN	LABORATORY	INBOUND	OUTBOUND	TOTAL TRAVEL TESTS
1	MEDBURY LAGOS	35102	52595	87697
2	CLINA-LANCET LABORATORIES	50906		50906
3	Medicaid Abuja	16930	29354	46284
4	Everight diagnostics (Imo)	19554	20586	40140
5	ZAINE LAB	8903	26458	35361
6	54Gene Laboratories	22409	14123	34476
7	CLINIX HEALTHCARE	10129	20924	31053
8	EHA Clinics	22088	8610	30698
9	DNA labs Abuja	16415	11683	28098
10	AFRIGLOBAL	16512	789	17301
11	ACOUNS LABORATORY DIAGNOSTIC CENTER	5222	11212	16434
12	SYNLAB	16260	14	16274
13	Cedarcrest Abuja	5684	9954	15638
14	LIFE CENTER	2539	12745	15284
15	MEDBURY MEDICAL SERVICES	4865	9048	13913
16	E-clinic & Diagnostics	2319	10324	12643
17	Everight diagnostics (Abuja)	4375	6509	10884
18	VCARE	9936	5	9941
19	HARLEY AND RAINBOW SPECIALIZED LABOR	3144	6289	9433
20	DemyHealth	693	7933	8626
21	ARRIVE ALIVE	3157	5406	8563
22	SMPL Enugu	369	7109	7478
23	BIOLOGIX	6455		6455
24	LILY LAB	2043	4351	6394
25	ME CURE	1875	3395	5270
26	Edo Specialist Hospital	626	4369	4995
27	CLINA-LANCET LABORATORIES ABUJA	1463	3220	4683
28	DNA LABS KADUNA	1522	3006	4528
29	Arab Labs	720	2448	3168
30	TOTAL LAB	2089	635	2724
31	WESTEND HOSPITAL MOLECULAR LABORATO	1126	1557	2683
33	DNA LABS LAGOS	291	1675	1966
34	O2	1788	2	1790
35	NIZAMIYE	623	1126	1749
36	BIOSENSORS MEDICAL DIAGNOSTICS	461	1133	1594
37	Dexmian medical laboratory	803	768	1571
38	The Specialist Lab	519	1050	1569
39	EVERCARE	350	1163	1513
40	LASUCOM Molecular Laboratory	527	956	1483
41	Genequest Diagnostics	352	1108	1460
42	IFAIN	759	621	1380
43	WellMed	1325	11	1336
44	LIFEBRIDGE	283	1013	1296
45	CoolSpring	287	818	1105
46	UNION DIAGNOSTICS	799		799
47	Grandville Diagnostic Center	332	453	785
48	IBOM MOLECULAR LABORATORY	176	586	762
49	TOBIS MDL	238	454	692
50	IML	260	399	659
51	EPICONSULT DIAGNOSTICS		643	643
52	CAPITOL HILL MOLECULAR LAB	215	298	513
53	MEDILAG	78	368	446
54	FUNBELL	140	136	276
55	LOVETT LAWSON MOLECULAR LAB	54	49	103
56	CAMRET		98	98
57	Sahel Labs*	13	48	61
58	BUTH MOLECULAR LAB		6	6
59	IOM LAGOS		5	5
	GRAND TOTAL	306103	309638	613685

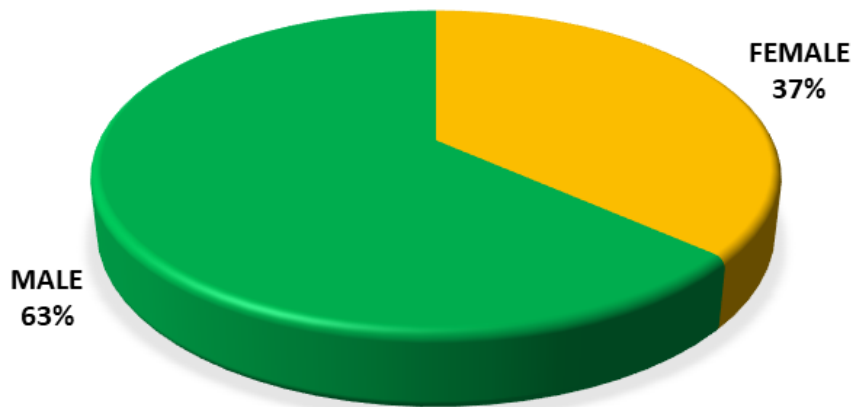


*Sahel labs has data reconciliation issues hence this data is not up to date. **Travel tests by corporate labs also captured therein.

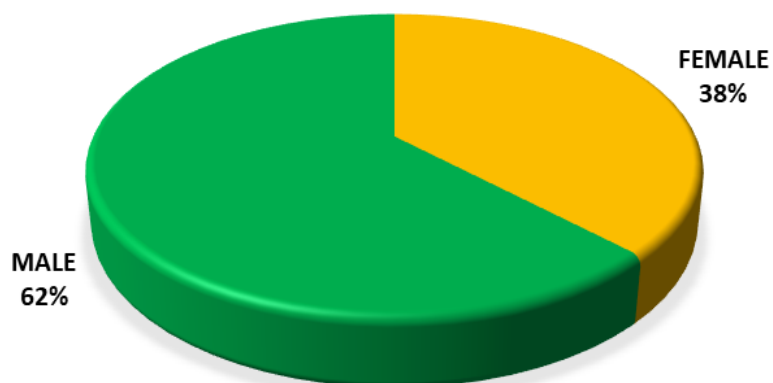
Gender Distribution of Travel Tests

Tests by the male gender constitute 63% of total travel tests

INBOUND TESTS

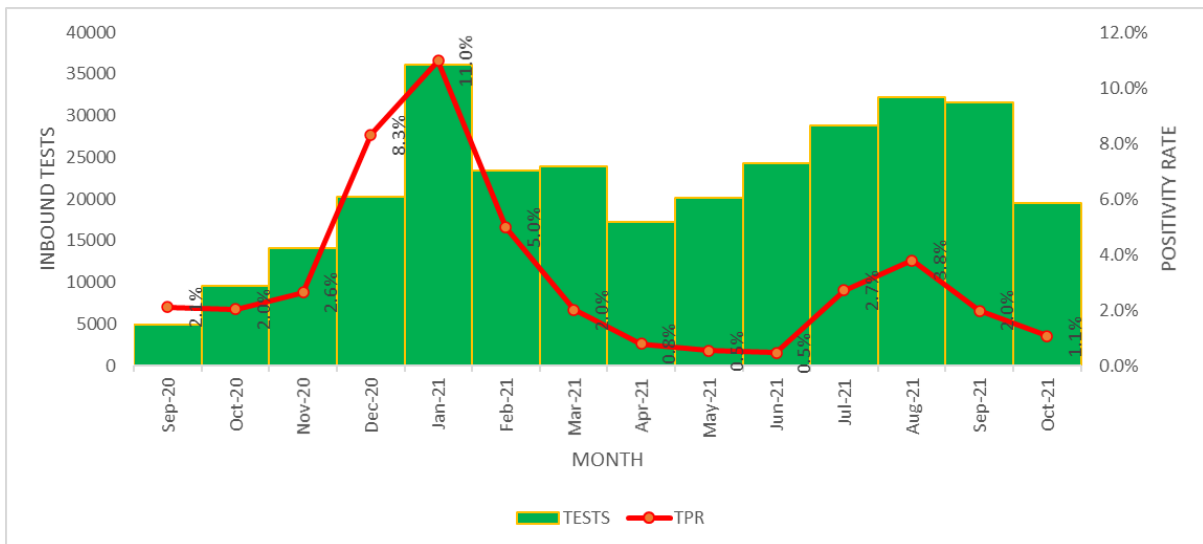


OUTBOUND TESTS



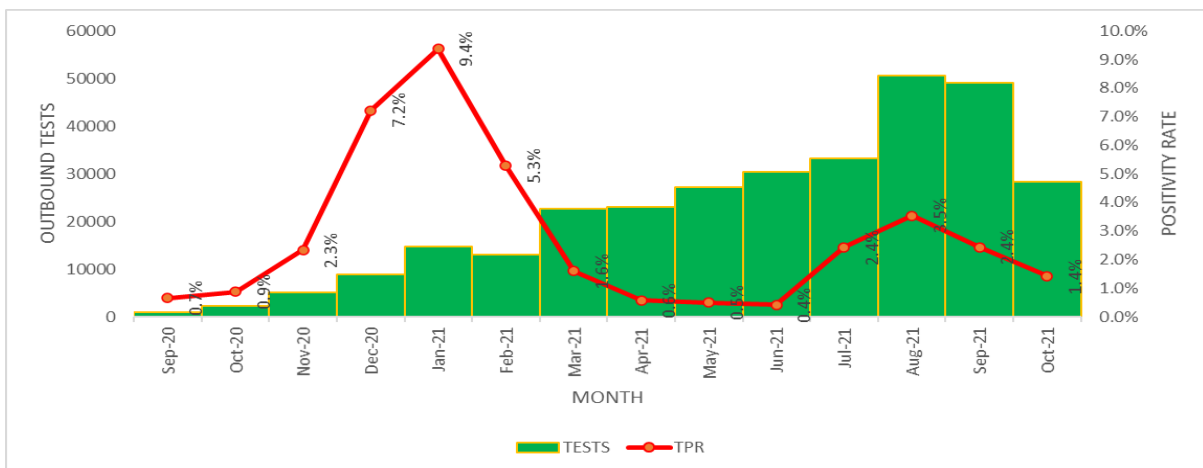
Test Positivity Rate (TPR) by Month – Inbound Tests

TPR for inbound tests peaked in January 2021. Cumulative TPR for inbound tests is currently at 3.6%



Test Positivity Rate (TPR) by Month – Outbound Tests

TPR for outbound tests peaked in January 2021. Cumulative TPR for outbound tests is currently at 2.5%



Breakdown of Inbound Tests by Country of Departure

SN	Country of Departure	Tests	Cases
1	United Kingdom	26612	308
2	United States	20561	197
3	United Arab Emirates	5398	114
4	Lebanon	4098	52
5	India	3492	50
6	Canada	2878	44
7	Turkey	2398	40
8	Ghana	3229	39
9	China	3880	33
10	Germany	2863	32
11	Egypt	1651	22
12	South Africa	2383	21
13	Cyprus	836	19
14	Kenya	1394	18
15	Italy	2285	17
16	Saudi Arabia	1510	17
17	Philippines	424	12
18	Sweden	259	11
19	Spain	650	9
20	Ireland	993	8
21	Switzerland	560	8
22	Austria	472	8
23	Cote D'Ivoire	409	8
24	Ethiopia	513	7
25	Malaysia	400	7
26	Niger	294	7
27	Ukraine	657	6
28	Cameroon	633	6
29	Qatar	565	6
30	Netherlands	556	6
31	Tanzania	489	6
32	Russia	244	6
33	Brazil	134	6
34	Uganda	429	5
35	Sierra Leone	422	5
36	Sudan	364	5
37	Gabon	143	5
38	France	1030	4
39	Hungary	270	4
40	Indonesia	127	4
41	Pakistan	434	3
42	Rwanda	410	3



43	Jordan	378	3
44	Maldives	230	3
45	Ivory Coast	227	3
46	South Korea	226	3
47	Gambia	190	3
48	Seychelles	120	3
49	Australia	120	3
50	Benin	114	3
51	Finland	112	3
52	Malawi	93	3
53	Congo	78	3
54	Sri Lanka	44	3
55	Senegal	488	2
56	Belgium	320	2
57	Morocco	316	2
58	Liberia	260	2
59	Japan	218	2
60	Zambia	178	2
61	Chad	174	2
62	Greece	158	2
63	Poland	156	2
64	Oman	137	2
65	Mali	131	2
66	Angola	122	2
67	Belarus	94	2
68	Bangladesh	83	2
69	Mozambique	80	2
70	Namibia	70	2
71	Mauritius	33	2
72	Israel	390	1
73	Togo	246	1
74	Denmark	169	1
75	Zimbabwe	164	1
76	South Sudan	124	1
77	Serbia	119	1
78	Tunisia	93	1
79	Thailand	86	1
80	Syria	66	1
81	Mexico	61	1
82	Kuwait	61	1
83	Iran	56	1
84	Czech Republic	53	1
85	Botswana	53	1
86	Iraq	47	1
87	Burundi	40	1



88	Estonia	37	1
89	Jamaica	29	1
90	Azerbaijan	26	1
91	Bahrain	25	1
92	Central African Republic	23	1
93	Nepal	21	1
94	Algeria	21	1
95	Singapore	20	1
96	Moldova	19	1
97	Guyana	18	1
98	Saint Vincent and the Grenadines	15	1
99	Kazakhstan	13	1
100	Vietnam	12	1
101	Cambodia	5	1
102	Papua New Guinea	2	1
103	Burkina Faso	176	
104	Portugal	155	
105	Romania	134	
106	Norway	107	
107	Guinea	95	
108	Democratic Republic of Congo	84	
109	Hong Kong	82	
110	Bulgaria	69	
111	Croatia	66	
112	Equatorial Guinea	58	
113	Cape Verde	58	
114	Barbados	51	
115	Georgia	50	
116	Malta	46	
117	Congo, the Democratic Republic of the	42	
118	Russian Federation	39	
119	Guinea-Bissau	39	
120	Somalia	31	
121	Sao Tome and Principe	26	
122	Mauritania	26	
123	Argentina	26	
124	Taiwan	25	
125	Lithuania	25	
126	Luxembourg	24	
127	Colombia	21	
128	Montenegro	20	
129	Swaziland	17	
130	Dominican Republic	15	
131	Uruguay	14	
132	New Zealand	13	



133	Ecuador	13	
134	Armenia	13	
135	Afghanistan	13	
136	Slovenia	12	
137	Lesotho	11	
138	Grenada	11	
139	Bahamas	11	
140	Libya	10	
141	Latvia	10	
142	Kyrgyzstan	10	
143	Chile	10	
144	Bosnia and Herzegovina	10	
145	Yemen	9	
146	Myanmar	9	
147	Madagascar	9	
148	Antigua and Barbuda	8	
149	Peru	7	
150	Iceland	7	
151	Cuba	7	
152	Costa Rica	7	
153	Albania	7	
154	Uzbekistan	6	
155	Bolivia	6	
156	Trinidad and Tobago	5	
157	Saint Kitts and Nevis	5	
158	Mongolia	5	
159	Korea	5	
160	Dominica	5	
161	Djibouti	5	
162	Venezuela	4	
163	Slovakia	4	
164	Fiji	4	
165	Eritrea	4	
166	Tajikistan	3	
167	Panama	3	
168	Gibraltar	3	
169	Brunei	3	
170	British Virgin Islands	3	
171	Bermuda	3	
172	Suriname	2	
173	Solomon Islands	2	
174	Netherlands Antilles	2	
175	Nauru	2	
176	Lao People's Democratic Republic	2	
177	Haiti	2	



178	Guatemala	2	
179	Faroe Islands	2	
180	Comoros	2	
181	Andorra	2	
182	Vanuatu	1	
183	Turkmenistan	1	
184	St. Lucia	1	
185	Paraguay	1	
186	North Korea	1	
187	Laos	1	
188	Honduras	1	
189	French Guiana	1	
190	Federated States of Micronesia	1	
191	El Salvador	1	
192	Cayman Islands	1	
193	Brunei Darussalam	1	
194	Belize	1	
195	Aruba	1	
*TOTAL		106361	1289

*This is exclusive of Lagos inbound tests and cases as the data they currently provide does not contain passport IDs which we can use to match the passengers' information to the NITP to retrieve data on departure country.

**The table only captures data on valid departure country entries; for example, tests of passengers that captured Nigeria as their country of departure were not included.

*** Data is based on repeat Day 7 tests due as of 17th October 2021; labs are currently compiling due records as at the 24th October 2021.